




## St Georges Crescent

, Cippenham, Berkshire, SL1 5PF

# Rental £1,975 pcm

3 bedroom House available 22 July 2026




**SALES**  
205a Dedworth Rd  
Windsor  
Berkshire  
SL4 4JW

Tel: 01753 62.1234 (option 1)  
Email: [post@horler.co.uk](mailto:post@horler.co.uk)

**LETTINGS**  
211 Clarence Rd  
Windsor  
Berkshire  
SL4 5AN

Tel: 01753 62.1234 (option 2)  
Email: [lettings@horler.co.uk](mailto:lettings@horler.co.uk)

 **Stephen Uren**  
Estate Agent

The Green  
Datchet  
SL3 9BJ

Tel: 01753 54.6667  
Email: [mail@stephenuren.co.uk](mailto:mail@stephenuren.co.uk)

- \* Unfurnished
- \* Council Tax - BAND D
- \* Driveway Parking
- \* 2 Reception Rooms

- \* Rear Garden
- \* MUST VIEW!
- \* Additional Cloakroom
- \* Modern Bathroom

- \* EPC RATING - D

## Situation

Welcoming to the market this 3 bed semi detached family home located in a popular residential location within great proximity to local schools, amenities and transport links. The property boasts a modern kitchen and bathroom along with lounge, dining room, and additional downstairs W.C. Additional benefits include a good size rear garden, off road driveway parking and gas central heating. Available from 22nd July on an unfurnished basis (\*There is some bedroom furniture present that can be provided if required). MUST VIEW!!

## Accommodation

### Dining Room (Ground Floor)

3.03m ( 10'0") x 3.03m ( 10'0")

Rear aspect french doors leading out into rear garden. Radiator, wood effect flooring and power points.

### Downstairs W.C. (Ground Floor)

Low level W.C. with wall mounted wash hand basin. Side aspect window.

### Kitchen (Ground Floor)

2.06m ( 6'10") x 2.05m ( 6'9")

Fitted with a range of eye and base level white gloss units with complimentary work surfaces over. Sink with drainer and mixer tap. Integrated oven with gas hob and extractor over....

### Lounge (Ground Floor)

3.03m ( 10'0") x 3.03m ( 10'0")

Front aspect window, radiator, wood effect flooring and power points.

### Bathroom (First Floor)

Three piece suite comprising of panel enclosed bath with shower over, wall mounted wash hand basin with vanity unit and low level W.C. Heated towel rail, tiled throughout and side ...

### Bedroom One (First Floor)

3.03m ( 10'0") x 3.03m ( 10'0")

Front aspect window, radiator, carpeted and power points.

### Bedroom Three (First Floor)

2.00m ( 6'7") x 2.05m ( 6'9")

Rear aspect window, radiator, carpeted and power points

### Bedroom Two (First Floor)

3.03m ( 10'0") x 3.04m ( 10'0")

Rear aspect window, radiator, carpeted and power points.

## Driveway

Off road parking

## Garden

Enclosed rear garden, mainly laid to lawn with wooden storage shed.

All measurements are approximate.

## Further Information

The deposit required is £2,278.84

The landlord is willing to rent this home to Employed, Self Employed, Own Means

Property Ref: inst-5107

Creation Date: 18/06/2026


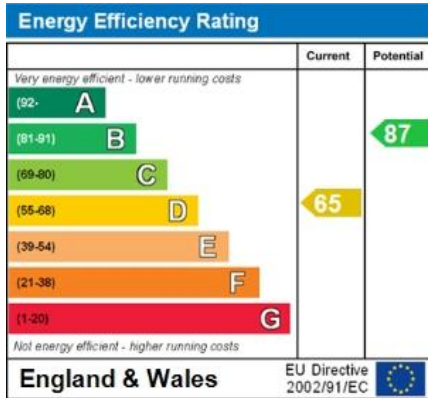
## IMPORTANT INFORMATION

For clarification, we wish to inform the prospective tenant that we have prepared these details as a general guide. The agent has not carried out a detailed survey nor tested the services, appliances, or specific fittings (unless otherwise stated), and no warranty can be given as to their condition. All room measurements are taken at floor level. We strongly recommend that all the information which we provide about the property is verified by yourself and your advisers. The contents of this publication are © Horler & Associates Lettings Ltd , 2026. Horler & Associates Lettings Ltd Registered in England and Wales No. 5790723

## Energy Performance Certificates

This home's performance is rated in terms of the energy use per square metre of floor area, energy efficiency based on fuel costs and environmental impact based on carbon dioxide (CO<sub>2</sub>) emissions.

The energy efficiency rating is a measure of the overall efficiency of a home. The higher the rating the more energy efficient the home is and the lower the fuel bills will be.



The environmental impact rating is a measure of a home's impact on the environment in terms of carbon dioxide (CO<sub>2</sub>) emissions. The higher the rating the less impact it has on the environment.